

MAZDA 3 HATCH

ZOOM-ZOOM



CONTENTS

03 - Introduction	12 - i-Activsense Safety
04 - Exterior Design	13 - Exterior Colours
05 - Interior Design	14 - GSX
06 - Interior Craftsmanship	15 - GTX
07 - Technology	16 - Limited
08 - Connectivity	17 - Takami
09 - Performance	18 - Specifications
11 - Safety as Standard	26 - Mazdacare
	27 - Contact





DRIVE BEAUTIFUL

Mazda3 Hatch represents the beginning of a new era for Mazda. A car that takes every element of design, performance and technology beyond anything that's come before. It's a drive you need to feel to believe.

In designing Mazda3 Hatch, the goal was to create a car that was sportier and more exciting than any other. The evolution of Mazda's Kodo – Soul of Motion design philosophy sees light and shadow shift beautifully across the body. This, combined with a low roofline and wide stance delivers a powerful presence.

CREATED TO MAKE A MOMENT LAST





BEAUTY IN SUBTRACTION


Every element of Mazda3 Hatch has been created with the intention to further strengthen the connection between car and driver. A less is more approach has been followed to develop a cabin that's as beautiful as it is functional.

NEW LEVEL OF INTERIOR CRAFTSMANSHIP

Quality is abundant from top to bottom. Beautifully crafted detailing covers key components like the dashboard, centre console and door panelling. While the luxurious and immersive leather seats on the Limited and Takami grades are heated.



Black Cloth (GSX, GTX)



Black Leather# (Limited, Takami)



Burgundy Leather# (Takami)

Leather interior includes some Maztex material on selected high-impact surfaces.

INSTINCTIVE TECHNOLOGY

Every piece of driving technology has been honed to provide an unparalleled sense of control and enjoyment. The Active Driving Display has been carefully designed to present only the most relevant information in the simplest fashion. The meter cluster now features a vibrant 7-inch LCD screen. While on the steering wheel, switches are streamlined and better integrated for superior functionality and beauty.





CONNECTED IN EVERY WAY

Enjoy the latest in connectivity with an All-New Mazda Connect system displayed in stunning clarity on the 8.8-inch widescreen display. With Apple CarPlay™ and Android Auto™ as standard, you can access your compatible smartphone's contacts, social media, music and more at the touch of a button.



ENGINEERED TO EXHILARATE

The strict adherence to the philosophy of 'Jinba-ittai', the sense of car and driver as one, has created a driving experience that's truly next generation. The newly developed G-Vectoring Control Plus (GVC Plus) offers unprecedented levels of confidence-inspiring controllability, while Skyactiv-G and Skyactiv-X petrol engines deliver exhilarating performance.

WORLD-FIRST SKYACTIV-X ENGINE

Mazda3 Hatch is simply a drive you need to feel to believe. And, with the option of the revolutionary Skyactiv-X engine with M Hybrid system, it will be a drive that's cleaner and more efficient than ever.

Skyactiv-X utilises Mazda's world-first Spark Controlled Compression Ignition (SPCCI) which combines the fuel-efficiency of a diesel with the power and driveability of a petrol engine. This engine switches seamlessly between conventional spark ignition and a compression ignition mode where a lean fuel-air mix is compressed so it combusts more efficiently – releasing fewer emissions than a conventional engine.

M Hybrid also employs new electric technology, replacing the alternator and starter motor with an Integrated Starter Generator (ISG), which captures energy that would normally be wasted during braking. This electrified energy is stored in a Lithium-Ion battery and then used to power electrical systems and assist the engine under acceleration. The result is improved efficiency and a smoother driving experience.

The combination of these two systems takes Mazda3* to a new level of efficiency without compromising the Zoom-Zoom driving experience.

*The Skyactiv-X engine with M Hybrid system is available on the Takami grade.



THE EVOLUTION OF SAFETY

True peace of mind is at the forefront of Mazda3 Hatch. A higher concentration of ultra-high tensile steel reinforces the chassis, while a newly developed knee airbag for the driver's seat is not only a first for Mazda, but comes as standard equipment. Paired with the latest in safety technology, like Smart Brake Support (SBS), Lane-keep Assist System (LAS), and Mazda Radar Cruise Control (MRCC), every grade of Mazda3 Hatch takes safety to another level.






AN INTUITIVE EXPERIENCE

New i-Activsense technologies transform your drive into a truly effortless one. Cruising and Traffic Support (CTS) assists with the accelerator, brake and steering while stuck in traffic. Driver Monitoring uses infrared cameras to detect driver drowsiness and deliver an alert when needed. Front Cross Traffic Alert (FCTA) checks for approaching vehicles in blind spots at T-intersections, and Smart Brake Support [Rear Crossing] (SBS-RC) provides the assurance of autonomous braking support, should it be required while reversing.





Polymetal Grey Metallic*




Titanium Flash Mica

Deep Crystal Blue Mica

Jet Black Mica

INTRODUCING NEW POLYMETAL GREY METALLIC

Fusing the hard appearance of metal with a glossy smoothness, the newly developed Polymetal Grey Metallic comes exclusive to the hatch and changes colour depending on the light, accentuating beautiful lines of bodywork.



Snowflake White Pearl Mica

Sonic Silver Metallic

Machine Grey Metallic^

Soul Red Crystal Metallic^

^Surcharge applies. *Hatch model only.



MAZDA3 GSX FEATURES – STANDARD ACROSS EVERY GRADE

- » 16-inch alloy wheels (Silver finish)
- » 7-inch TFT LCD customisable multi-information meter display
- » 8.8-inch widescreen colour display (Mazda Connect)
- » Active Driving Display (windscreen-projected)
- » Airbags SRS: front (driver and passenger), side (front), knee (driver) and curtain (front and rear)
- » Air-conditioning
- » Apple CarPlay™ and Android Auto™
- » Bluetooth® (hands-free compatible)§
- » Daytime running lights (halogen)
- » Electric parking brake with Auto Hold
- » Emergency Stop Signal (ESS)
- » Exterior mirrors with power adjustment and auto folding function
- » G-Vectoring Control Plus (GVC-Plus)
- » Headlamps (LED) with auto on/off function
- » Hill Launch Assist (HLA)
- » i-ACTIVSENSE safety technologies†
 - Blind Spot Monitoring (BSM)
 - Driver Attention Alert (DAA)
 - Forward Obstruction Warning (FOW)
 - High Beam Control (HBC)
 - Intelligent Speed Assistance (ISA)
 - Lane Departure Warning (LDW)
 - Lane-keep Assist System (LAS)
 - Mazda Radar Cruise Control (MRCC) with Stop & Go
 - Rear Cross Traffic Alert (RCTA)
 - Secondary Collision Reduction (SCR)
 - Smart Brake Support (SBS) with night-time pedestrian and cycle detection
 - Traffic Sign Recognition (TSR)
 - Tyre Pressure Monitoring System (TPMS)
- » ISOFIX child restraint anchor points and top tethers
- » Keyless entry with push-button engine start
- » Leather-wrapped: gear shift knob and steering wheel
- » Mazda Harmonic Acoustics audio system with: AM/FM tuner, Bluetooth® audio (MP3 compatible)§, USB inputs x 2 (iPod® compatible) and 8 speakers
- » Multi-function commander control
- » Parking sensors (rear)
- » Power windows with auto up/down (all windows)
- » Rear spoiler
- » Reverse camera
- » Satellite navigation
- » Seat trim: Black Cloth
- » Seats (front) with: height, rake and slide adjustment
- » Seats (rear) with: 60/40 split-fold backrest with centre fold down armrest
- » Steering wheel-mounted audio controls with voice activation
- » Tail-lamps (LED)
- » Tilt and telescopic adjustable steering wheel
- » Wiper (rear) with intermittent function
- » Wipers (front) 2-speed with rain-sensing function

POWERTRAIN

- » 2.0 litre in-line 4 cylinder 16 valve DOHC S-VT petrol with i-stop
- » 114kW @ 6,000rpm (max. power)
- » 200Nm @ 4,000rpm (max. torque)
- » 6.2l/100km* (combined fuel consumption)

† Driver assist technology only and should not be used in place of skilled and safe driving practices. It is the driver's sole responsibility to monitor vehicle surroundings and conditions and comply with all applicable laws at all times.

*Fuel consumption figures are based on ADR 81/02 test results. They are useful in comparing the fuel consumption of different vehicles. They may not be the fuel consumption achieved in practice. This will depend on traffic and road conditions and how the vehicle is driven.

§Please check the compatibility of your device (particularly your mobile phone) with your Mazda Dealer as not all devices support connectivity or use all available items.



MAZDA3 GTX FEATURES – ADDITIONAL TO GSX

- » 18-inch alloy wheels (Grey-Metallic finish)
- » Advanced (proximity) keyless entry
- » Air-conditioning (dual-zone climate control) with rear vents
- » Auto dimming interior rear-view mirror
- » Cylinder deactivation
- » Exterior mirrors with heating functions
- » i-ACTIVSENSE safety technologies[†]
 - Smart Brake Support [Rear] (SBS-R)
 - Smart Brake Support [Rear Crossing] (SBS-RC)
- » Overhead sunglass storage box
- » Parking sensors (front)
- » Vanity mirrors (front) with illumination

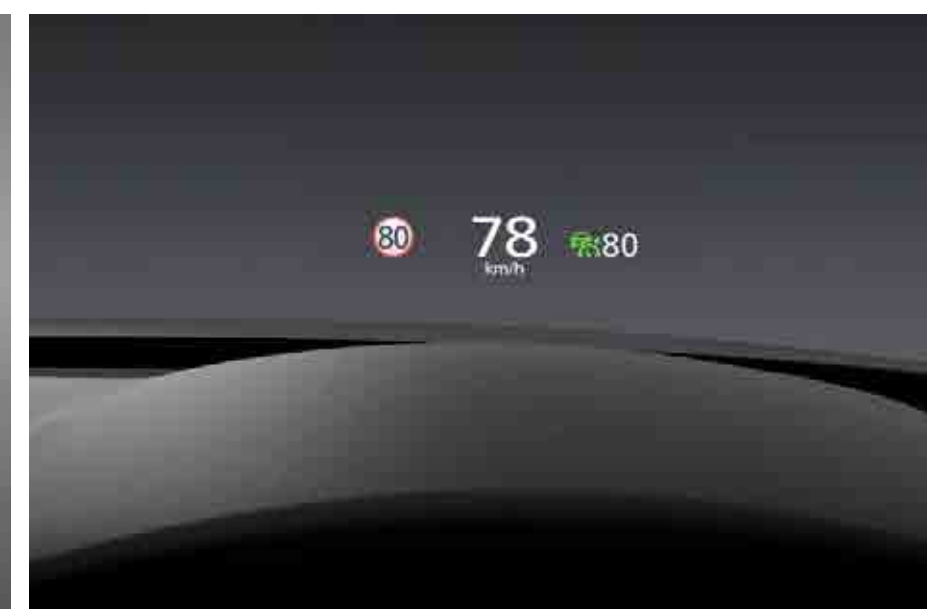
POWERTRAIN

- » 2.5 litre in-line 4 cylinder 16 valve DOHC S-VT petrol with i-stop
- » 139kW @ 6,000rpm (max. power)
- » 252Nm @ 4,000rpm (max. torque)
- » 6.6l/100km* (combined fuel consumption)




FEEL THE POWER

The updated Skyactiv-G 2.5 petrol engine with i-stop and cylinder deactivation, delivers superior performance.



HEADS UP

Traffic Sign Recognition (TSR) which detects speed limit, no entry and stop signs is projected on the Active Driving Display, which gives you all the important information you need.



GO KEY FREE

Advanced keyless entry means when you're carrying the remote locking unit, you enter just by pressing a button on either front door.

[†] Driver assist technology only and should not be used in place of skilled and safe driving practices. It is the driver's sole responsibility to monitor vehicle surroundings and conditions and comply with all applicable laws at all times.

*Fuel consumption figures are based on ADR 81/02 test results. They are useful in comparing the fuel consumption of different vehicles. They may not be the fuel consumption achieved in practice. This will depend on traffic and road conditions and how the vehicle is driven.



MAZDA3 LIMITED FEATURES – ADDITIONAL TO GTX

- » Daytime running lights (LED)
- » Exterior mirror with auto dimming function
- » Exterior mirrors with position memory
- » Exterior mirrors with reverse tilt-down function
- » Glass sunroof with power tilt and slide
- » Headlamps (LED) with lighting signature
- » i-ACTIVSENSE safety technologies[†]
 - Adaptive LED Headlights (ALH)
 - Cruising & Traffic Support (CTS)
 - Driving Monitoring
 - Front Cross Traffic Alert (FCTA)
- » Premium Bose® amplifier (with AudioPilot®/Centerpoint®) and 12 speakers
- » Privacy glass (rear side and back window)
- » Seat (driver) with: 10-way power adjustment, including lumbar adjustment and 2-position memory
- » Seats (front) with: heating function
- » Seat trim: Black Leather
- » Steering wheel paddle shift gear control
- » Tail-lamps (LED) with lighting signature

POWERTRAIN

- » 2.5 litre in-line 4 cylinder 16 valve DOHC S-VT petrol with i-stop
- » 139kW @ 6,000rpm (max. power)
- » 252Nm @ 4,000rpm (max. torque)
- » 6.6l/100km* (combined fuel consumption)



A WARM WELCOME

Sit back and soak up the heated front leather seats, providing optimum comfort during the cooler months.

LIGHT THE WAY

Adaptive LED Headlights (ALH) broadens visibility at low speeds, avoids dazzling others on high beam, and extends vision at highway speeds.

HI-FIDELITY

Enjoy powerful performance with amazing clarity through the Bose® amplifier and 12 speakers, placed strategically throughout the cabin.

[†] Driver assist technology only and should not be used in place of skilled and safe driving practices. It is the driver's sole responsibility to monitor vehicle surroundings and conditions and comply with all applicable laws at all times.

*Fuel consumption figures are based on ADR 81/02 test results. They are useful in comparing the fuel consumption of different vehicles. They may not be the fuel consumption achieved in practice. This will depend on traffic and road conditions and how the vehicle is driven.

#Leather interior includes some Maztex material on selected high impact surfaces.



MAZDA3 TAKAMI FEATURES - ADDITIONAL TO LIMITED

- » Skyactiv-X engine with M Hybrid system
- » 18-inch alloy wheels (Black Metallic finish)
- » Large exhaust pipes
- » Seat trim: Black Leather or Burgundy Leather[#]
- » Frameless rear-view mirror with auto-dimming function
- » Heated steering wheel
- » Reversing camera with dynamic guidelines
- » 360° View Monitor[†]

POWERTRAIN

- » 2.0 litre in-line 4 cylinder 16-valve DOHC SPCCI petrol engine with i-stop and mild hybrid
- » 6-speed automatic transmission (Skyactiv-Drive)
- » 132kw @ 6,000rpm
- » 224Nm @ 3,000rpm
- » 5.5l/100km* (combined fuel consumption)




SEE IN 360

Four separate cameras give you a complete 360° view around the vehicle, helping you minimise blind spots and avoid obstacles.



REGENERATIVE-FRICTION BRAKE COORDINATION SYSTEM

The system converts kinetic energy into electricity as the car decelerates and stores it to power headlights, climate control, audio system and any other electrical equipment.



SPARK CONTROLLED COMPRESSION IGNITION

Using a process similar to a diesel, petrol is burned more quickly and more completely so you get better performance and fewer emissions than a conventional engine.

[†] Driver assist technology only and should not be used in place of skilled and safe driving practices. It is the driver's sole responsibility to monitor vehicle surroundings and conditions and comply with all applicable laws at all times.

*Fuel consumption figures are based on ADR 81/02 test results. They are useful in comparing the fuel consumption of different vehicles. They may not be the fuel consumption achieved in practice. This will depend on traffic and road conditions and how the vehicle is driven.

[#]Leather interior includes some Maztex material on selected high impact surfaces.

SPECIFICATIONS

Powertrain		2.0L I4 Petrol	2.5L I4 Petrol	2.0X I4 Petrol
Bore and stroke (mm)		83.5 x 91.2	89.0 x 100.0	83.5 x 91.2
Compression ratio		13.0 : 1	13.0 : 1	15.0 : 1
Emissions standard		----- Euro stage 5 -----		
Engine capacity (cc)		1,998	2,488	1,998
Engine type		2.0 litre in-line 4 cylinder 16 valve DOHC S-VT petrol (Skyactiv-G) with i-stop	2.5 litre in-line 4 cylinder 16 valve DOHC S-VT petrol (Skyactiv-G) with i-stop and cylinder deactivation	2.0 litre in-line 4 cylinder 16 valve DOHC SPCCI petrol (Skyactiv-X) with M Hybrid and i-stop
Fuel consumption (l/100km)*:	Auto (combined)	6.2	6.6	5.5
	Auto (extra-urban)	5.3	5.4	4.9
	Auto (urban)	7.8	8.6	6.5
Fuel system		----- Electronic direct injection -----		
Fuel tank capacity (litres)		----- 51 -----		
Gear ratio - Automatic:	1st	3.552	3.552	3.552
	2nd	2.022	2.022	2.022
	3rd	1.347	1.347	1.347
	4th	1.000	1.000	1.000
	5th	0.745	0.745	0.745
	6th	0.599	0.599	0.599
	Reverse	3.052	3.052	3.052
	Final drive	3.850	3.850	4.367
Maximum power (kW @ rpm)		114kW @ 6,000rpm	139kW @ 6,000rpm	132kW @ 6,000rpm
Maximum torque (Nm @ rpm)		200Nm @ 4,000rpm	252Nm @ 4,000rpm	224Nm @ 3,000rpm
Recommended fuel		----- Unleaded or E10 (91RON or higher) -----		Premium Unleaded (95 RON or higher)
Throttle control		----- Electronic (drive-by-wire) -----		
Transmission: Automatic		----- 6-speed Skyactiv-Drive -----		

Model Availability		GSX	GTX	Limited	Takami
Hatch:	2.0L I4 Skyactiv-G Petrol 6-speed Automatic	●	—	—	—
	2.5L I4 Skyactiv-G Petrol 6-speed Automatic	—	●	●	—
	2.0L I4 Skyactiv-X Petrol 6-speed Automatic	—	—	—	●

● = Standard, — = Not available.

* Fuel consumption figures are based on ADR 81/02 test results. They are useful in comparing the fuel consumption of different vehicles. They may not be the fuel consumption achieved in practice. This will depend on traffic and road conditions and how the vehicle is driven.

SPECIFICATIONS

Chassis		GSX	GTX	Limited	Takami
Active Air Shutter		—	●	●	●
Automatic transmission drive selection		●	●	●	●
Automatic transmission kickdown switch		●	●	●	●
Cylinder Deactivation		—	●	●	●
Electric Parking Brake with Auto Hold		●	●	●	●
Electric power assist steering		●	●	●	●
Hill Launch Assist (HLA)		●	●	●	●
i-stop		●	●	●	●
M Hybrid system (mild hybrid)		—	—	—	●
Paddle shift gear control		—	—	●	●
Skyactiv-Body		●	●	●	●
Skyactiv-Chassis		●	●	●	●
Skyactiv-Vehicle Dynamics G-Vectoring Control Plus (GVC-Plus)		●	●	●	●
Brake diameter (mm):	Front	----- 295 -----			
	Rear	----- 265 -----			
Brake type:	Front	----- Ventilated disc -----			
	Rear	----- Solid disc -----			
Steering type		----- Electric power assist steering -----			
Suspension:	Front	----- MacPherson strut -----			
	Rear	----- Torsion beam -----			
Turning circle kerb to kerb (m)		----- 10.6 -----			
Tyre size		205/60R16	215/45R18	215/45R18	215/45R18
Tyre index		92V	89W	89W	89W
Wheel size		16x6.5J	18x7.0J	18x7.0J	18x7.0J
Wheel type		----- Alloy -----			
Tyre size (spare)		----- T125/70D16 -----			

● = Standard, — = Not available.

SPECIFICATIONS

Weights and Capacities

Hatch		GSX	GTX	Limited	Takami
Cargo room volume VDA (litres)		295	295	295	295
Kerb weight (kg):	Auto	1,338	1,368	1,380	1,436
Towing capacity [†] (kg):	Braked	1,200	1,200	1,200	1,200
	Unbraked	600	600	600	600
Tow-ball download maximum (kg)		80	80	80	80

[†] When fitted with a Mazda genuine towing kit.

Dimensions

Hatch		GSX	GTX	Limited	Takami
Ground clearance laden (mm)		140	140	140	140
Overall length (mm)		4,460	4,460	4,460	4,460
Overall width (mm)		1,795	1,795	1,795	1,795
Overall height (mm)		1,435	1,435	1,435	1,435
Track (mm):	Front	1,570	1,570	1,570	1,570
	Rear	1,580	1,580	1,580	1,580
Wheelbase (mm)		2,725	2,725	2,725	2,725

SPECIFICATIONS

Exterior		GSX	GTX	Limited	Limited
Daytime running lights (halogen)		●	●	—	—
Daytime running lights (LED)		—	—	●	●
Exhaust extension (chrome)		●	●	●	●
Glass: green-tinted windscreen, side and rear windows		●	●	—	—
Glass: privacy-tinted, rear side and back window		—	—	●	●
Headlamps/Tail-lamps (LED)		●	●	●	●
Headlamps auto on/off function		●	●	●	●
Exterior mirror (driver side) with auto dimming function		—	—	●	●
Exterior mirrors with power adjustment		●	●	●	●
Exterior mirrors with power adjustment and memory setting		—	—	●	●
Exterior mirrors (Reverse tilt down function)		—	—	●	●
Exterior mirrors (Automatic folding function)		●	●	●	●
Exterior mirrors with heating function		—	●	●	●
Large exhaust pipes		—	—	—	●
Power sliding and tilt glass sun-roof		—	—	●	●
Power windows with auto up/down (all windows)		●	●	●	●
Rear spoiler		●	●	●	●
Wipers (front) 2-speed with rain-sensing function		●	●	●	●
Wiper (rear) with intermittent function		●	●	●	●

Seats		GSX	GTX	Limited	Takami
Seat trim:	Black cloth	●	●	—	—
	Black leather [#]	—	—	●	●
	Burgundy leather [#]	—	—	—	○
Front seats with:	10-way power adjustment with memory setting (driver)	—	—	●	●
	Heating function	—	—	●	●
	Height adjustment (driver)	●	●	●	●
	Height adjustment (passenger)	●	●	●	●
	Lumbar adjustment (driver)	—	—	●	●
	Rake and slide adjustment	●	●	●	●
Rear seats with:	60/40 split fold backrest	●	●	●	●
	Centre fold down armrest	●	●	●	●

● = Standard

— = Not available

○ = Optional.

[#] Leather interior includes some Maztex material on selected high impact surfaces.

SPECIFICATIONS

Interior		GSX	GTX	Limited	Limited
7-inch TFT LCD multi-information meter display		●	●	●	●
Active Driving Display (Head-up Display)		●	●	●	●
Air-conditioning		●	—	—	—
Air-conditioning (dual-zone climate control) with rear vents		—	●	●	●
Ambient temperature display		●	●	●	●
Cupholders		●	●	●	●
Door bottle holders (front and rear)		●	●	●	●
Electric Parking Brake with Auto Hold		●	●	●	●
Heated steering wheel function		—	—	—	●
Interior illumination:	Cargo room lamp	●	●	●	●
	Entry system with delayed fade	●	●	●	●
	Map reading spot lamps	●	●	●	●
Leather-wrapped:	Gear shift knob	●	●	●	●
	Steering wheel	●	●	●	●
Overhead sunglass storage box		—	●	●	●
Paddle shift gear control		—	—	●	●
Rear-view mirror with auto dimming function		—	●	●	—
Rear-view mirror (frameless) with auto dimming function		—	—	—	●
Tilt and telescopic adjustable steering wheel		●	●	●	●
Trip computer		●	●	●	●
Vanity mirrors (driver and passenger)		●	●	●	●
Vanity mirror illumination (driver and passenger)		—	●	●	●

● = Standard, — = Not available.

SPECIFICATIONS

Infotainment	GSX	GTX	Limited	Takami
8.8-inch widescreen display	●	●	●	●
AM/FM tuner	●	●	●	●
Apple CarPlay™ and Android Auto™	●	●	●	●
Bluetooth® hands-free phone and audio capability [§]	●	●	●	●
Multi-function commander control	●	●	●	●
Mazda Harmonic Acoustics audio system and speakers	●	●	—	—
Premium Bose® amplifier and speakers	—	—	●	●
Radio Data System (RDS) programme information	●	●	●	●
Satellite navigation	●	●	●	●
Speakers (8)	●	●	—	—
Speakers (12)	—	—	●	●
Steering wheel-mounted audio controls	●	●	●	●
USB-audio input port (iPod® compatible)	●	●	●	●
Voice activation and control	●	●	●	●

[§] Please check the compatibility of your device (particularly your mobile phone) with your Mazda Dealer as not all devices support connectivity or use all available items.

● = Standard, — = Not available.

SPECIFICATIONS

Safety and Security	GSX	GTX	Limited	Takami
360° View Monitor†	—	—	—	●
5-star ANCAP safety rating	●	●	●	●
Adaptive LED Headlights (ALH)†	—	—	●	●
Advanced (proximity) keyless entry	—	●	●	●
Keyless entry	●	—	—	—
Advanced keyless push-button engine start	●	●	●	●
Airbags SRS: Front (driver and passenger)	●	●	●	●
Side (front)	●	●	●	●
Curtain (front and rear)	●	●	●	●
Knee (driver)	●	●	●	●
Anti-lock Braking System (ABS)	●	●	●	●
Blind Spot Monitoring (BSM)†	●	●	●	●
Cruising & Traffic Support (CTS)†	—	—	●	●
Driver Attention Alert (DAA)†	●	●	●	●
Driver Monitoring †	—	—	●	●
Dynamic Stability Control (DSC)	●	●	●	●
Engine immobiliser	●	●	●	●
Forward Obstruction Warning (FOW)†	●	●	●	●
Front Cross Traffic Alert (FCTA)†	—	—	●	●
G-Vectoring Control Plus (GVC-Plus)	●	●	●	●
High Beam Control (HBC)†	●	●	—	—

● = Standard, — = Not available.

SPECIFICATIONS

Safety and Security	GSX	GTX	Limited	Takami
Hill Launch Assist (HLA)	●	●	●	●
Intelligent Speed Assistance (ISA) [†]	●	●	●	●
ISOFIX child restraint anchor points and top tethers	●	●	●	●
Lane-keep Assist System (LAS) + Lane Departure Warning System (LDWS) [†]	●	●	●	●
Left-hand-side convex (wide angle) exterior mirror	●	●	●	●
Mazda Radar Cruise Control (MRCC) with Stop & Go [†]	●	●	●	●
Parking sensors (front)	—	●	●	●
Parking sensors (rear)	●	●	●	●
Rear Cross Traffic Alert (RCTA) [†]	●	●	●	●
Remote central locking (2 transmitters)	●	●	●	●
Reversing camera	●	●	●	●
Reversing camera with dynamic guidelines	—	—	—	●
Seat-belt warning (front and rear)	●	●	●	●
Seat-belts (front) with pretensioners, load-limiters and height adjustable shoulder anchorages	●	●	●	●
Secondary Collision Reduction (SCR) [†]	●	●	●	●
Smart Brake Support (SBS) with night-time pedestrian and cycle detection [†]	●	●	●	●
Smart Brake Support [Rear Crossing] (SBS-RC) [†]	—	●	●	●
Smart Brake Support [Rear] (SBS-R) [†]	—	●	●	●
Traction Control System (TCS)	●	●	●	●
Traffic Sign Recognition (TSR) [†]	●	●	●	●
Tyre Pressure Monitoring System (TPMS) [†]	●	●	●	●

[†]Driver assist technology only and should not be used in place of skilled and safe driving practices. It is the driver's sole responsibility to monitor vehicle surroundings and conditions and comply with all applicable laws at all times.

● = Standard, — = Not available.

MAZDACARE

Mazdacare* is a comprehensive programme designed to make owning your new Mazda3 as worry-free as possible.

5
YEAR | GENUINE
SCHEDULED
SERVICING

5
YEAR | UNLIMITED
KILOMETRE
WARRANTY

5
YEAR | MAZDA ON-CALL
ROADSIDE
ASSISTANCE

5 YEAR/100,000 KILOMETRE SERVICING AT NO EXTRA COST[^]

Your new Mazda3 includes 5 years or 100,000km (whichever occurs first) of Mazdacare Genuine Mazda Scheduled Servicing at no extra cost. Each service is carried out by a Mazda factory-trained Service Specialist using the latest in vehicle diagnostic equipment, to help maintain optimum driving performance and protect your investment.

5 YEAR/UNLIMITED KILOMETRE NEW VEHICLE WARRANTY[†]

The quality built into your new Mazda3 is backed by a 5 year, unlimited kilometre manufacturer's warranty.

- 3 year/unlimited kilometre Comprehensive New Vehicle Warranty (Years 1 - 3).
- 2 year/unlimited kilometre Major Component and Safety System Warranty (Years 4 & 5).
- 5 year/unlimited kilometre Corrosion and Anti-Perforation Warranty.

5 YEAR/UNLIMITED KILOMETRE MAZDA ON-CALL ROADSIDE ASSISTANCE

Included in your Mazdacare cover is the back-up and motoring support offered through Mazda **On Call**. Whether it's a flat battery, keys locked in vehicle, accident support or a flat tyre, we've got you covered, anywhere, day or night, any time of the year. Our support centres are ready to help with any advice you may need. Call 0,800 800 626.

For more information on Mazdacare, go to allnewmazda3.co.nz

*Your Mazdacare support programme is effective from the first day of vehicle registration.

[^]Mazda New Zealand covers all routine service maintenance costs including parts, lubricants and labour for the duration of the programme when service is performed by an authorised Mazda Dealer.


[†]Visit mazda.co.nz/passenger-vehicle-warranty to see full disclosure of items covered by the 5 year/unlimited km New Passenger Vehicle Warranty.



Mazda NZ



Mazda NZ



Mazda_nz

Published September 2020. MZ4900627

For further information visit mazda.co.nz/cars/mazda3

All care is taken to ensure the accuracy of this brochure at the time of publication. Specifications, features and model availability may vary from Dealer to Dealer and may change without notice. Please refer to mazda.co.nz or consult your Mazda Dealer prior to placing an order to ascertain current information on model availability, specification, options, features and prices. Mazda Motors of New Zealand Limited will not be liable for any loss arising from the information in this brochure, whether in negligence or otherwise. Mazda Motors of New Zealand Limited, PO Box 1,32057, Sylvia Park, Auckland 1,644.